




Test Instructions

Please read this before taking the test

Versant tests are automated spoken language tests that are taken on the telephone or computer. If you would like to listen to a sample test, purchase a practice test, or view the test score after taking the test (if applicable), please visit www.VersantTest.com

Part	Instructions
Before the Test	<ul style="list-style-type: none"> Carefully read this instruction page and the test paper. You may use a dictionary or ask someone for help if there are words or sentences that you don't understand. Choose a quiet location with a landline phone where you will not be interrupted during the test. Do not use a cordless phone, cellular phone, or VoIP phone (e.g., Skype™ or PC-to-phone services). Newer phones are generally better than older phones. Make sure that the phone is set to tone and not pulse.
Beginning the Test	<ul style="list-style-type: none"> To begin the test, call the phone number on the test paper using a landline push-button telephone. A recorded examiner's voice will guide you through each section of the test. Enter your Test Identification Number using the telephone keypad when the examiner's voice asks you to do so. This number is printed on the top right of your test paper. The examiner's voice will then ask you two questions: your name, and the city and the country you are calling from. If you are speaking too loudly or too quietly, the examiner's voice will tell you. The test begins when you say your name. If you hang up before you complete the test, the test cannot be graded. You cannot reuse the Test Identification Number.
During the Test	<ul style="list-style-type: none"> Hold the phone close to your mouth as shown in the picture below. <div style="display: flex; justify-content: space-around; align-items: flex-end;"> <div style="text-align: center;">  <p>NO Too low, too far away</p> </div> <div style="text-align: center;">  <p>YES In front of mouth</p> </div> <div style="text-align: center;">  <p>YES A good distance</p> </div> </div> <ul style="list-style-type: none"> Answer all questions smoothly and naturally in a clear, steady voice. If you don't know the proper way to respond to a test item, you can remain silent or say, "Ik weet het niet." Do not take notes or write during the test. When you hear, "Dank u voor uw deelname aan de test", you may hang up. If you wish, you may answer the optional questions at the end of the test. Your personal information will be kept anonymous.